

SMP Class of 2020 Full-Time Employment Statistics

Specialty Masters Programs

- Master of Science in Finance–Corporate Finance (MSFC)
- Master of Science in Finance–Quantitative (MSFQ)
- Master of Science in Finance–Wealth Asset Management (MSFWAM)
- Master of Accounting (MACC)
- Master of Science in Supply Chain Management (MSSCM)
- Master of Science in Business Analytics (MSA)



Class of 2020 Profiles (upon enrollment)

	MSFC	MSFQ	MACC	MSSCM	MSA	MSFWAM
Students	26	61	80	30	116	74
International	88%	93%	94%	97%	97%	99%
Average GMAT	700	729	713	685	714	706
Average UG GPA	3.50	3.57	3.70	3.47	3.58	3.51
Admit Rate	11%	21%	51%	64%	33%	38%

Full-Time Seeking Status

	Number	Percent
Total Seeking Employment	190	50%
Not Seeking Employment		
Company-sponsored; already employed	0	0%
Continuing education	7	2%
Starting a new business	0	0%
Not seeking for other reasons	0	0%
Total Not Seeking Employment	7	2%
No recent information available	180	48%
Total Graduates	377	100%

The number of students listed under “Total Seeking Employment” does not include students who are company-sponsored, continuing education, postponing job search, starting a new business or not seeking for other reasons.

Employment Rate

MSFC	MSFQ	MACC	MSSCM	MSA	MSFWAM
62%	77%	75%	78%	85%	74%

Employment by December 2020

Percentage of graduates for whom we have postgraduation information is 52%. Graduation dates were December 18, 2019, and May 15, 2020. This report represents employment by December 2020.

Class Profiles (at graduation)

	MSFC	MSFQ	MACC	MSSCM	MSA	MSFWAM
Total Graduates	26	63	74	30	112	70
% of Confirmed Outcomes	46%	59%	62%	67%	50%	27%
Length of Programs (In Months)	11	18	18	11	18	18
Average Yrs. of Work Exp.	1.38	0.69	0.31	1.01	0.64	0.5

Job Source

	Number	Percent
Graduate Facilitated	71	57%
School Facilitated	54	43%

Compensation Summary

	Salary		Signing Bonus	
	Average	Median	Average	Median
MSFC	\$25,800	\$25,900	*	*
MSFQ	\$61,000	\$60,000	\$17,100	\$10,000
MACC	\$38,500	\$48,000	*	*
MSSCM	\$41,900	\$45,600	*	*
MSA	\$66,300	\$69,300	\$9,000	\$5,000
MSFWAM	\$41,300	\$49,500	*	*

*Salary not reported when less than three data points.

All MSFC reported salaries were students who landed jobs in China.

World Region	Percent	Average Salary
North America	56%	\$70,400
Asia	44%	\$26,800

Industry	Percent	Average Salary
Financial/Insurance	39%	\$51,200
Technology	21%	\$55,900
Healthcare	10%	\$63,400
Consulting	8%	\$32,200
Consumer Packaged Goods	8%	\$54,000
Manufacturing	3%	\$47,500
Nonprofit	2%	*
Transportation & Logistics Services	2%	*
Media/Entertainment	2%	*
Other	4%	*

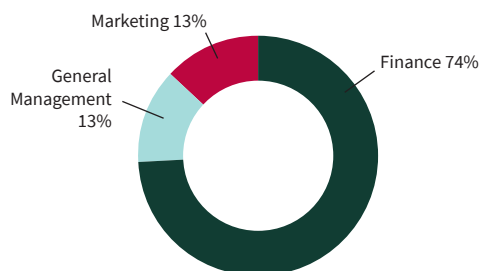
*Salary not reported when less than three data points.



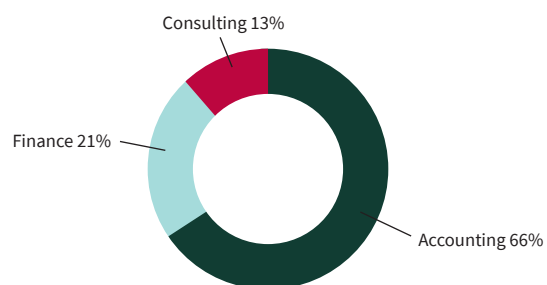
Employment by Job Function

Master of Science in Finance (MSF)

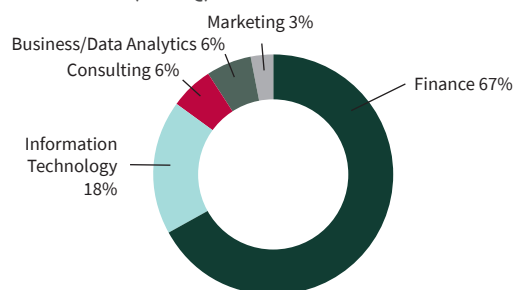
Corporate Finance Track (MSFC)



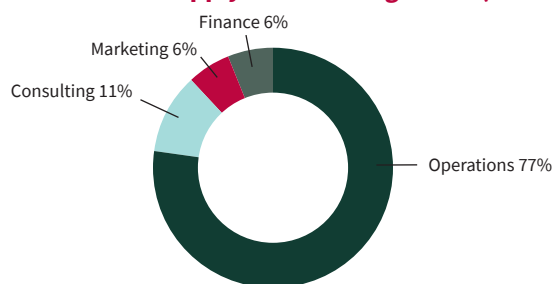
Master of Accounting (MACC)



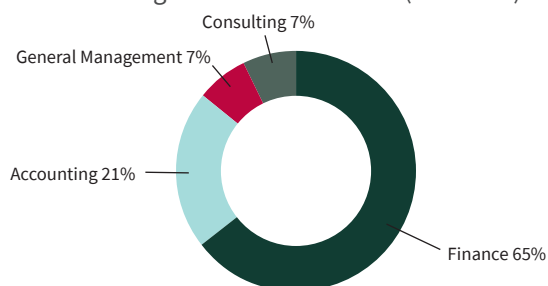
Quantitative Track (MSFQ)



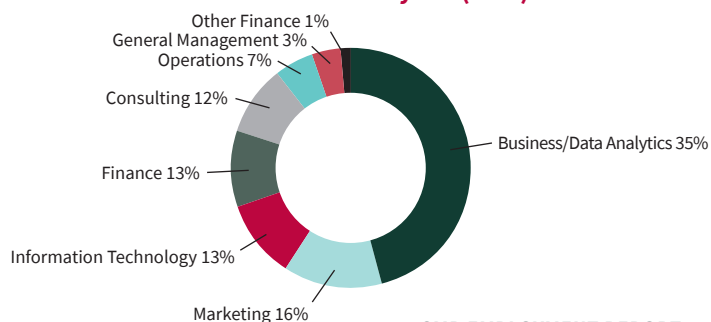
Master of Science in Supply Chain Management (MSSCM)



Wealth Asset Management Finance Track (MSFWAM)



Master of Science in Business Analytics (MSA)



SMP Class of 2021 Internship Statistics

Average Monthly Salary = \$2,600

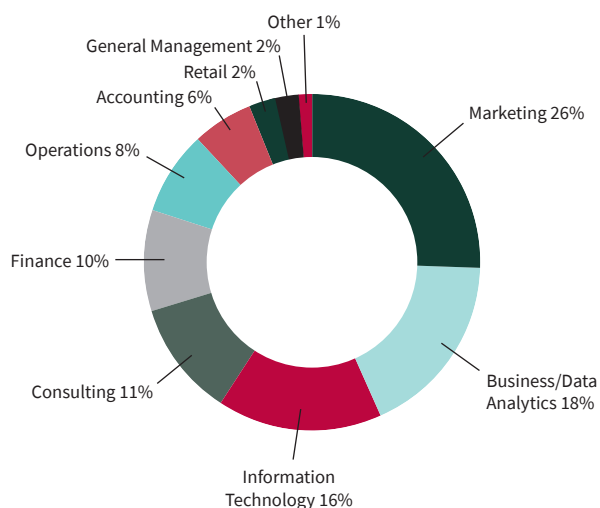
Internship Seeking Status	Percent
Seeking Employment	25%
Not Seeking Employment	10%
Still Seeking	5%
No Recent Information Available	60%
Total Graduates	100%

Internship data represents the following SMP programs: MACC, MSBA, MSFQ and MSSCM

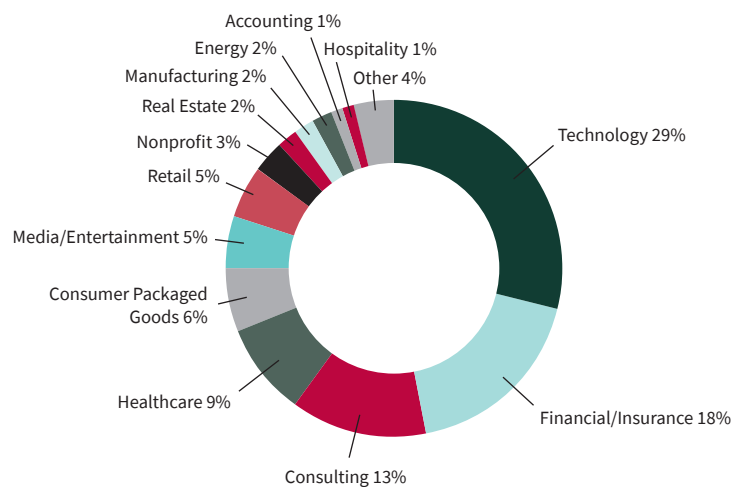
Internship Source	Percent
Graduate-Facilitated	30%
School-Facilitated	70%



Employment by Function



Employment by Industry



Organizations That Hired Olin Students for Full-Time or Internship Positions

A&A Management	Citigroup Inc.	IceKredit, Inc.	PwC Hong Kong and Mainland China
Abbott	Citrix Systems	Illuminera	PwC Vietnam
Abercrombie & Fitch Co.	Claim Academy	Impakt Advisors	Qiuzhen College
Accenture	Coffee Connections	Impetus Consulting Group	Qudian Inc.
Aclara	College Rising	Industrial and Commercial Bank of China	R.L. Hulett & Company
Acumen	ComStar	InetSoft	Randstand
Agape CPA Firm	Cozad Commercial Real Estate, Ltd.	Innovating Partners	Rapsodo
AGOGIE	CPIC Allianz Health Insurance Co., Ltd.	Innovation Care Partners	Reeves-Wiedeman Company
Amazon	Crawford & Company	Innovation Partners, LLC	Reinsurance Group of America, Inc.*
Analytical Wizards, Inc.	Credit Suisse	IRI	Roland Berger
Anheuser-Busch Inbev	Croghan & Croghan P.C.	JAG Capital Management	Schnucks
Animal Care Systems	CryptoAlgoWheel	JD Group	Security Benefit
AppLovin	CTBC Bank Corporation	Jim Ball Coaching, LLC	Sensory Revolution
ArborMetrix	DEKRA North America	JLL	Shanghai Clearing House
Arch Talents LLC	Dell	Johnson Controls Inc.	Shanghai Trust
Arena Pharmaceuticals, Inc.	Dell China	Joyin, Inc.	Shopee
Baidu, Inc.	Deloitte	Kamps Fitness	Shoptaki
Bank of China	Deloitte China	KPMG China*	Sievo
Bank of China (Hong Kong)	Dimensional Fund Advisors	KPMG	Silgan Plastics
Bank OZK	Eldon Group	Kuaishou Technology	Sindoh
Bay Angels	Energizer Holdings	Kwai	Singularity Systems
Bayer*	Equifax, Inc.	Kwema	Smart Twigs
Bayer Crop Science	Ergo Human Performance LLC	Laurie Finkelstein Reader Real Estate, LLC	Snacks of Substance
Benjamin An & Co., P.C.	Esquel Group	LeanTaaS	Sprint
bilibili Group	Exegy Inc	LianBio	Stifel
Birdzi, Inc.	Experis US, Inc.	LLamasoft	Stratagraph, Inc.
Bitmain	Express Scripts	Logexsoft	Strengths Now
BJC HealthCare	ExxonMobil	L'Oréal*	Swiss Reinsurance Co.
Blackhawk Engagement Solutions	EY (Ernst & Young)	Luminex Corporation	Tencent
BlackRock	EZR Logistics	Marcum Bernstein & Pinchuck LLP	Tesla Motors
Bloomberg L.P.	Facebook, Inc.	Mastercard	ADT Security Services
Bosch Automotive Diesel Systems Co. Ltd.	Facilisgroup	Merck KGAA	The Cooper Companies
Brewer Science	Fidelity Accounting and Tax Services	Mercy Hospital St. Louis	Tianfeng Securities Co., Ltd.
Broadhead Analytics	Fidelity Investments	Meritco Group	T-Mobile
Buckingham Strategic Wealth	Fiege Far East	Metal Exchange Corporation	U.S. Essential Supply & Services, LLC
Build Asset Management	Fifth Third Bank	Midea	Unbuilt Lab
Bunge North America, Inc.	Flip Electronics	MilliporeSigma*	Unilever*
ByteDance	Forkaia Corporation	Moloney Securities Asset Management	Vera Solutions
Capital Innovators	FOSUN	Morgan Stanley	Vertigraph, Inc.
Cassandra IQ	Function4	Neocova*	Visa Inc.
CBC Group	Gallagher & Associates, LLC	Northern Trust Corporation	Washington University in St. Louis, School of Medicine
Centene Corporation*	Genscape Inc.	Operartis LLC	Wayfair
China Everbright Bank	Global Atlantic Financial Group	Peltast Partners	West Matrix
China EverGrande Group	Goldman Sachs	PennyMac	Whitebridge Pet Brands
China Insights Consultancy	GoPetie	PenPath	Wiowise, LLC
China International Capital Corporation Limited (CICC)	Gugnir and Partners	PepsiCo	Xiaohongshu
China Merchant Securities	Guotia Junan Securities Co., LTD Harvest Fund Management	Phalanx Analysis Group	Xiaomi
China Merchants Bank	Hornblower Cruises and Events	Pinduoduo	Yinhua Fund Management Co., Ltd.
China Resources Power Holdings Co., Ltd. Chowbus	Huarong Securities Co.	Ping An Securities Co., Ltd.	Zoom Video Communications
Christopher Huang CPAs, Inc.	Huatai Securities Co., Ltd.	Pinterest	ZS Associates
Cigna*	Huawei Technology	PwC	
CITIC Securities International Company Limited	HybridHELIX Consulting LLC	Procter & Gamble	
	IBM	Protiviti	

*Employers that hired for both full-time jobs and internships.