



Master of Management Studies (MMS): Foundations of Business

Class of 2023 Employment Report

Program Description

The [Master of Management Studies: Foundations of Business](#) program is an intensive 10-month program designed to provide students with 0-2 years' work experience a foundation in business fundamentals. As a pre-experience graduate degree in business, the MMS program offers the integration of a rigorous business curriculum with students' prior training in the liberal arts and sciences. In addition to learning core business skills, students build critical thinking and communication skills to enable them to ask the right questions, generate insights, and present solutions effectively. As of August 2022, the MMS program carries the official STEM designation (instead of the prior MSTeM track), giving international students whose jobs meet certain requirements two additional years to work in the United States.

Graduating Class Profile

Categories	Permanent Work Authorization (WA)	Non-Permanent Work Authorization (WA)	Total Graduates
SEEKING EMPLOYMENT	82	85	167
NOT SEEKING EMPLOYMENT			
Continuing Education	13	2	15
Employer Sponsored	0	0	0
Self Employed	1	3	4
Not Seeking for Other Reasons	5	0	5
TOTAL NOT SEEKING EMPLOYMENT	19	5	24
No information available	6	19	25
CLASS OF 2023 TOTAL GRADUATES	107	109	216

Class of 2023 total graduates	216
Not seeking employment	24
Continuing Education	15
Employer Sponsored	0
Self-employed	4
Not Seeking for Other Reasons	5
No information available	25
Total Seeking Employment	167

Class Profile

Average Age:	22
Work Experience ≤ 6 months:	126 (74%)
Women:	99 (46%)
GMAT range (middle 80%):	620 – 750
Average Undergraduate GPA:	3.4 (4.0 scale)
Undergraduate Institutions Represented:	138
Countries Represented:	27



Master of Management Studies (MMS): Foundations of Business

Employment Statistics – Timing of Job Offers and Acceptances¹

	Total Seeking Employment	By Graduation ²				Between Graduation and 3 Months Post Graduation				Between 3 months and 6 months post-graduation				Total Accepted (Employed) (FT/Short Term) Six Months Post Graduation				
		Full-Time		Short-Term		Full-Time		Short-Term		Full-Time		Short-Term		Full-Time		Short-Term		Total
		#	%	#	%	#	%	#	%	#	%	#	%	#	%	#	%	#
Permanent WA	82	26	32%	1	1%	17	21%	1	1%	19	23%	1	1%	62	76%	3	4%	65
Non Perm WA	85	13	15%	0	0%	26	31%	1	1%	24	28%	1	1%	63	74%	2	2%	65
TOTAL GRADUATES	167	39	23%	1	1%	43	26%	2	1%	43	26%	2	1%	125	75%	5	3%	130

¹ Job offer date and job acceptance date the same for almost all candidates, so only job acceptance date included.

² Short-Term positions = 20 hours or more per week (Fuqua/Duke Facilitated Volunteer Opportunities, Internships, or Part-Time Roles)

Primary Source of Full-Time Job Acceptances (School-facilitated and Graduate-facilitated)

24%

of accepted full-time job offers, or 25 jobs, were Fuqua-facilitated.

These jobs were found through alumni connections, campus interviews or job postings, or due to other introductions or events.

76%

of accepted full-time job offers, or 78 jobs, were Graduate-facilitated.

These jobs were found through networking, internet searches, job postings, third-party recruiters, or other avenues.

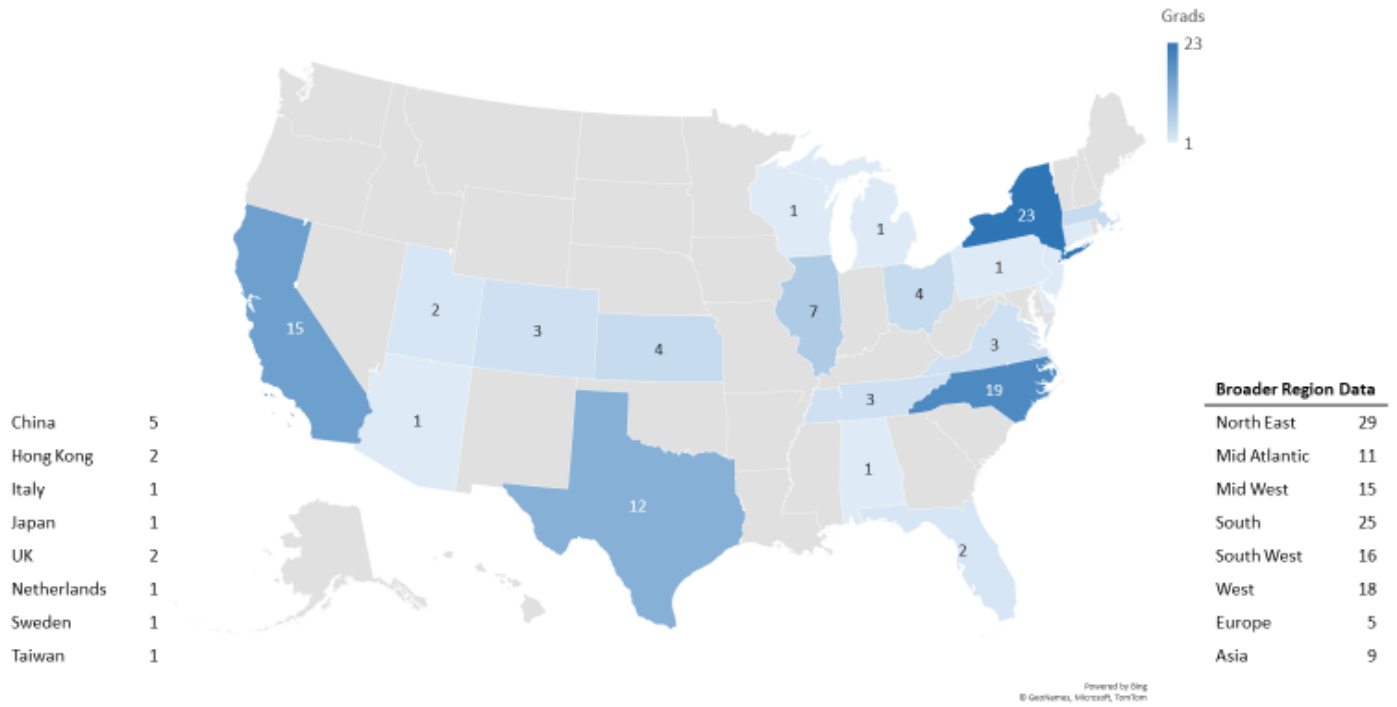
Full-time Offer Compensation Report

BASE SALARY	# Reporting	% Reporting	Mean	Median	50 th to 75 th Percentile	Low	High
Permanent Work Authorization	49	75%	\$75,410	\$78,00	\$78,000 – \$85,000	\$24,000	\$125,000
Non-Permanent Work Authorization	51	78%	\$69,962	\$70,000	\$70,000 – \$80,000	\$20,803	\$160,000
Total Graduates	100	77%	\$72,631	\$75,000	\$75,000 – \$84,000	\$20,803	\$160,000

All salaries reported in \$US, regardless of job location.

MMS Employment by Geography

US: Northeast: 29 | 23% - South: 25 | 19% - West: 18 | 14% - Mid-Atlantic: 11 | 9% - Midwest: 15 | 12% - Southwest: 16 | 12%
Abroad: Asia: 9 | 7% - Europe: 5 | 4%



Employers hiring at least one Duke MMS for a full-time role in 2022 – 2023¹

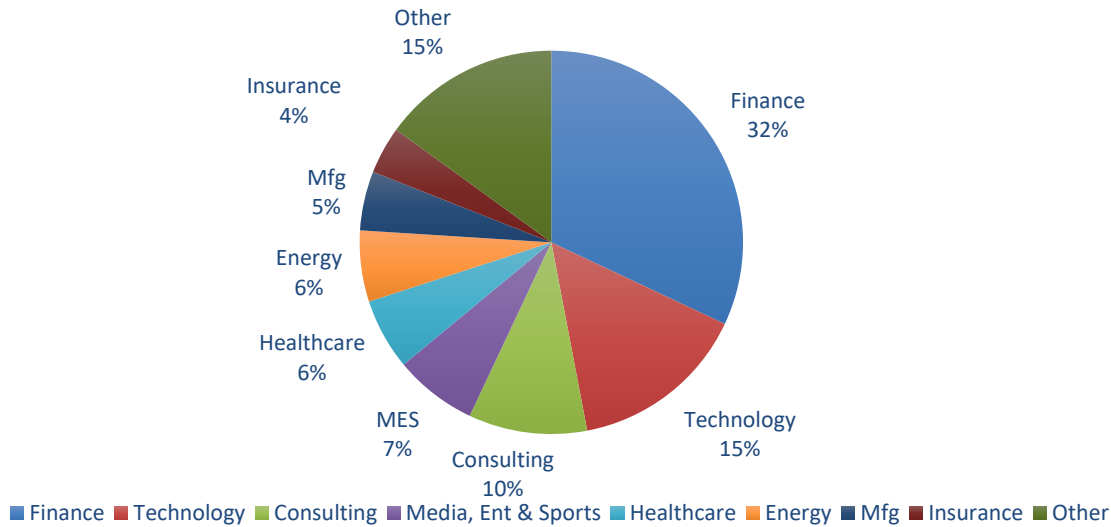
Abercrombie & Fitch	FTI Consulting	OC Bang*
Accelerate Sports	Fubon Financial Holding [^]	Pareto Health
Acuity Brands*	Gain Ventures*	Partners Group*
AES*	Gilmartin Group	Prologis
AlphaSights	Glendower Capital	Prometheus Group*
American Red Cross*	Goldman Sachs*	PwC+ [^]
Angel City Football Club	Greenfield Bio+	Raymond James+
Arbolus+	Guidehouse	Realterm
Arcadis	Hendrick Automotive Group	Regions Bank*
AT&T*	Huatai Financial Holdings [^]	RevTech Labs
Athelas+*	Huaxia Bank [^]	Rivian Automotive*
Bain & Company [^]	Hunter Roberts Construction	Rockefeller Capital Management
Bank of America	Hyatt Hotels*	Salt River Project
Bayview Asset Management	IBM Corporation	Sanger & Altgelt
Beacon Mobility	International Drug Development Institute	Sharma Strategy Group*
Bellisio Foods+*	Illuminative Strategies*	Simplex Asset Management [^]
Blackberg Group*	Impact Consulting	Smart Energy Water*
Black Butte Ranch	ING Bank [^]	SoftEdge Technologies*
BWE	Jessco Footwear Group*	Spectrum*
Capital One+*	JP Morgan Chase*	Spiffy*
Carbon Better*	K1 Investment Management	Stack Sports
Charter Communications*	KPMG	State and Liberty Clothing
China Minsheng Bank [^]	Lido Advisors	Supreme Orthopedic Systems
Cintas	Lifted Logic	SynapSis*
City of Hope*	Live Oak Bank	Tampa Bay Buccaneers
Dell	Lululemon [^]	Tesla*
Deloitte Risk & Advisory+	Mark 'Swedish' Basketball Team [^]	Texas Health & Human Services*
Deutsche Bank	Marsh McLennan Assurance	Third Bridge Group+*
Drip Capital	Maxcolor*	TikTok
Elissa Olszewski CPA*	MD Global Partners*	Tower Group*
Elixirr	Medix	Tri-State Generation
Emerald Operating Partners*	Meltwater	Verstill
Epic Systems	Mentor National*	Visa [^]
Equitable Holdings*	Merck	Washington Wizards
Eurowind	Motion	Wentworth Builders
FEV Consulting	Nexi Group [^]	Wild Earth*
Fidelity Investments*		Willis Towers Watson

+ Hired 2+ MMS students²; * U.S. Company that hired student without U.S. work authorization³ [^] Job Location outside the U.S.⁴

¹ Total number of companies hiring MMS students **110**; ² Total number of companies hiring 2+ MMS students **9**; ³ Total number of U.S. companies hiring MMS students without U.S. work authorization **39**; ⁴ Total number of companies hiring MMS students outside the U.S. **12**

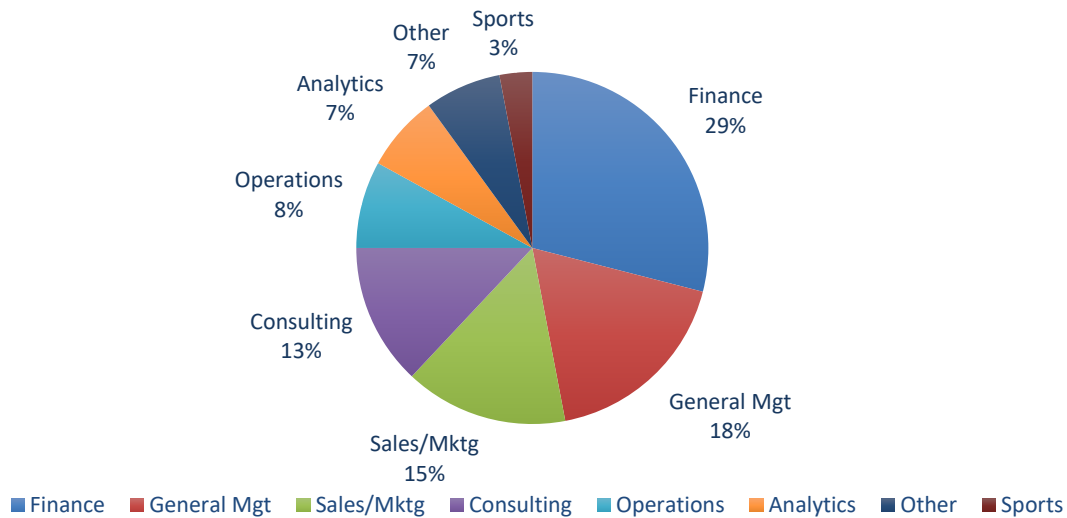
Full-Time Jobs by Industry

% OF FULL-TIME JOBS BY INDUSTRY
N = 121



Full-Time Jobs by Function

% OF FULL-TIME JOBS BY FUNCTION
N = 121



Contact Information

[MMS: Foundations of Business](#)

Career Management Center | Duke University Fuqua School of Business
100 Fuqua Drive, Box 90120, Durham, NC 27708-0120 | Tel +1.919.660.7810 | cmc-info@duke.edu